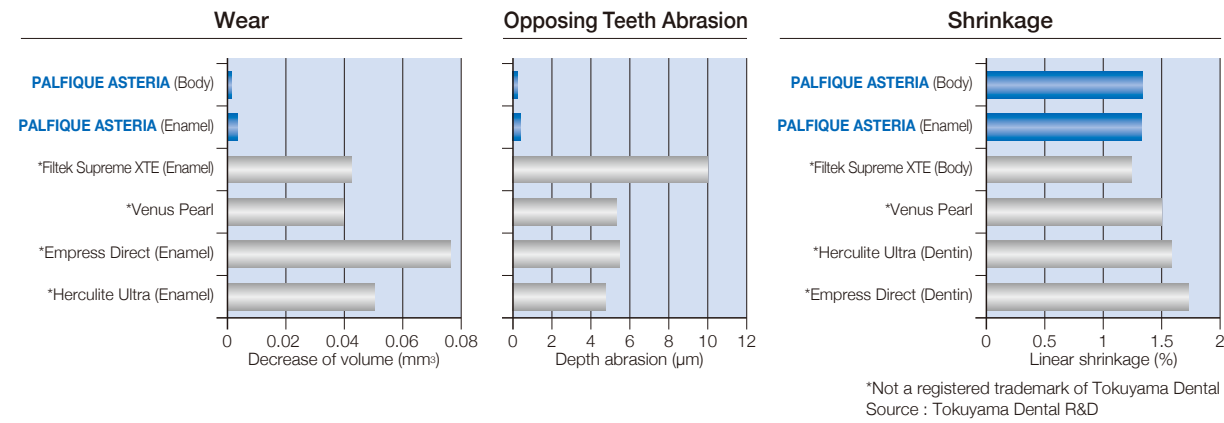


## Excellent Physical Properties



## Product Packages Available



### PALFIQUE ASTERIA SYRINGE ESSENTIAL KIT

Contents ..... 7 Syringes (2.1mL (4.0g) each)  
 Body; A1B, A2B, A3B, A3.5B, A4B  
 Enamel; NE, OcE  
 Clinical Guide



### PALFIQUE ASTERIA SYRINGE Refill

Contents ..... 1 Syringe (2.1mL (4.0g))  
 Available shades: Body ..... A1B, A2B, A3B, A3.5B, A4B, B3B, BL  
 Enamel ..... NE, OcE, WE, YE, TE



### PALFIQUE ASTERIA CUSTOM SHADE GUIDE

Contents ..... 15 Shade Guide Handles, Mold, Holder

Custom Shade Guide allows you to build and personalize according to your own preferences.  
 Customize your palette and create the exact shade of your composite.

### ESTELITE COLOR KIT (Light-cured Characterizing Material)

Contents ..... 13 Syringes (0.5mL (0.9g) each)  
 15 Syringe Tips and Caps, 5 Disposable Dishes  
 1 Light Shield Cover.

### ESTELITE COLOR Refill

Contents ..... 1 Syringe (0.5mL (0.9g))  
 2 Syringe tips and caps  
 Available shades ..... Clear, White, Blue, Yellow, Gray, Ochre, Dark Brown,  
 Red, Lavender, Pink Opaque, High Chroma Opaque,  
 Medium Chroma Opaque, Low Chroma Opaque

### Brush No.24

Contents ..... 5 Double-Ended Brushes



# PALFIQUE ASTERIA

Specifications are subject to change without obligation on the part of the Manufacturer.

Manufactured by  
**Tokuyama Dental Corporation**

38-9, Taitou 1-chome, Taitou-ku, Tokyo, Japan  
 TEL: +81-3-3835-2261 FAX: +81-3-3835-2265  
 URL: www.tokuyama-dental.com

# SIMPLY AESTHETIC

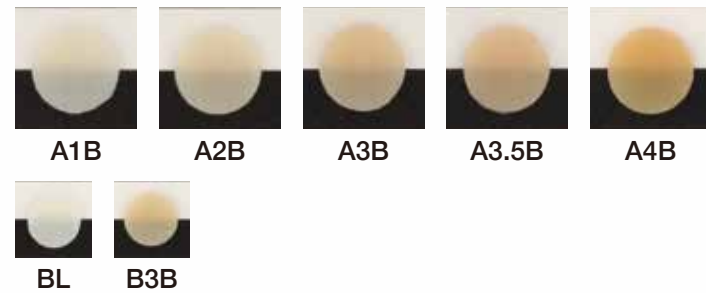
PALFIQUE ASTERIA universal composite system is focused on simplified restorative therapy and outstanding aesthetic results.

## ● Invisible Margins

PALFIQUE ASTERIA introduces a new simplified 2-step layering concept. This comprehensive system is comprised of minimal shades; just 7 Body shades and 5 Enamel shades cover the entire dental shade range.

### BODY Shades


The Body shades have excellent blending ability with less width of margin bevel thanks to their state-of-the-art optical properties. The Body shades provide some translucency with sufficient opacity to avoid shining through without the use of opaque or dentin shades. A1B-A4B shades blend with most natural dentition. The supplemental Body shade BL is recommended for high value bleached teeth and B3B is for yellowish teeth.



Case courtesy of Dr. Noboru Takahashi

### ENAMEL Shades

The Enamel shades have compatible translucency as a substitute for natural enamel. The primary use of NE shade is for the anterior teeth and OcE is for the posterior occlusal area. The supplemental Body shade TE is for highly translucent anterior teeth, WE is for whitish enamel and YE is for discolored orangish enamel.



Case courtesy of Dr. Noboru Takahashi

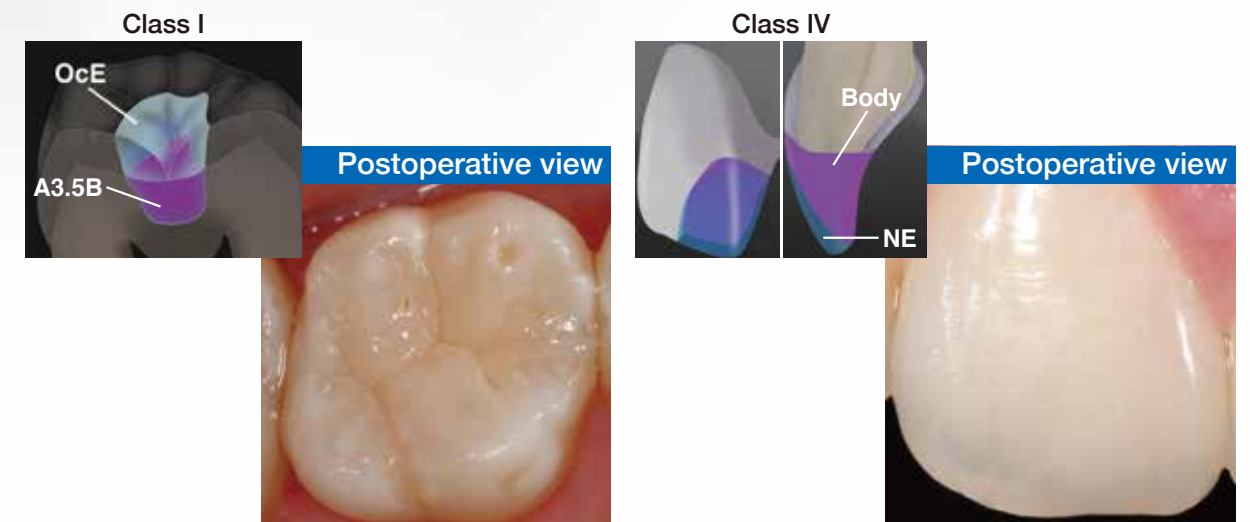
## Benefits

- **Outstanding Aesthetics**  
Invisible Margins  
Superior & Long Lasting Gloss Retention
- **Simplified Layering**
- **Optimal Handling**  
Non-Stick & Easy to Sculpt  
Ample Working Time  
(90sec. under ambient light (10,000 lux))



## ● Simplified Layering

2-Step Layering Concept



Case courtesy of Dr. Noboru Takahashi

Case courtesy of Dr. Noboru Takahashi

## ● Superior & Long Lasting Gloss

The Supra-Nano Spherical filler in PALFIQUE ASTERIA facilitates a very smooth surface with superior gloss that is easily obtained with polishing and is sustained long term.

### Filler SEM Images




PALFIQUE ASTERIA

\*Filtek Supreme XTE

\*Venus Pearl

### Gloss Retention (Thermal cycle 10,000 times)



PALFIQUE ASTERIA

\*Filtek Supreme XTE

\*Venus Pearl

\*Not a registered trademark of Tokuyama Dental  
Source: Tokuyama Dental R&D