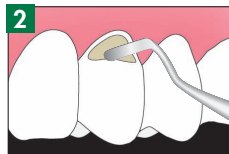


Clinical Procedure Guide

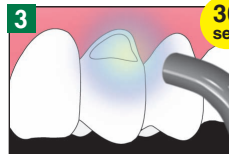
Read instruction before operation.

1

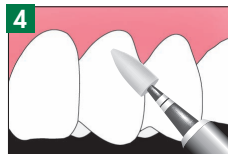
Bonding Procedure
Follow each instruction.




Fill & Sculpt



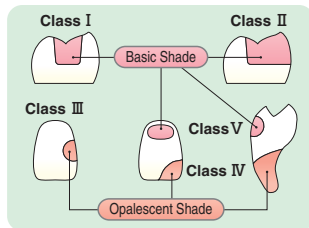
Light cure



Finish & Polish


 light Tooth shade^{a)} dark

		B1	A1	B2	D2	A2	C1	C2	D4	A3	D3	B3	A3.5	B4	C3	A4
Basic Shade (for class I, II and V)	A1	← ● →														
	A2	← ● →														
	A3	← ● →														
	A3.5	← ● →														
Opalescent Shade ^{b)} (for class III and IV)	OA2	← ● →														
	OA3	← ● →														



a) Above tooth shades are selected according to the VITA Shade Guide. VITA is a registered trademark of VITA Zahnfabrik H. Rauter GmbH & Co.KG.

b) Opalescent shades(OA2, OA3) are slightly more opacous than other A shades, which are suitable to prevent appearance from becoming grayish in class III and class IV restorations